




SPOOKY SCAVENGER HUNT



Try to find at least one of each and name them
(if you can!)

	What's it called?	✓
 Insect		<input type="checkbox"/>
 Tree		<input type="checkbox"/>
 Flower		<input type="checkbox"/>
 Mammal		<input type="checkbox"/>
 Bird		<input type="checkbox"/>
 Fungi		<input type="checkbox"/>

NATURE TOP TIPS



'Look, Don't Touch! -

Never pick or eat any plants, some can be harmful!



'Stick to the Paths! -

It keeps you safe and protects the plants and animals that live there



'Take Only Memories! -

Leave nature as you found it, take any litter home or use the bins provided



'Eyes and Ears Open! -

Stay still and watch for movement in the trees or listen for rustling in the bushes



Be Weather Wise

Wear sturdy shoes and a raincoat



'Puddle Presence! -

Frogs and toads like wet spots, look carefully near puddles and ponds

Once completed, to receive your e-certificate email:
leisure@threerivers.gov.uk



Rickmansworth
Aquadrome



SPOOKY SPECIES

AT THE AQUADROME

Connect to the wild!

Grab your coat, bring this booklet and have
an adventure with these nature activities



AUTUMNAL ART

Forage for different natural materials and make a spooky scene either at home or at the Aquadrome!



Look below for some inspiration!

What art?	Materials to be found
 Pumpkin	Orange leaves for the base Brown leaves for eyes and mouth Green leaf/grass for the stem
 Spider	Dried brown leaves for the body 8x sticks for the legs Berries for the eyes
 Broomstick	Large branch for the handle Thin twigs for the brush
 Frog	Large green/brown leaf as the body 4 smaller leaves as legs Rocks as eyes
 Owl	Pinecone for the body Brown leaf for the head Yellow leaves for the feet Brown leaves for wings Acorn cups for the eyes

Remember to only collect your art materials lying on the ground and not to pick any leaves or flowers.

MINI BEAST HUNT

What creatures can you find lurking in the Aquadrome?



What mini beast is it?

Describe what it looks like and draw it!

What is it? (spider, ant, etc)	What does it look like? (colour, size etc)	Can you draw it?

TOP TIPS FOR FINDING MINI BEASTS!

Stand still and watch the wildflowers.

Look at the undersides of leaves or on the ground.

Make sure to leave it as you found it.

WICKED WORDS

Can you find any plants, creatures or anything else relating to the words below?



Wicked Word	What did you find?
 Black	
 Orange	
 Purple	
 Red	
 Spiky	
 Round	
 Small	
 Big	